


MPC450

|                                 |                     |
|---------------------------------|---------------------|
| MPC450 (500)                    | Ø 48 - 510          |
| MPC450 (600)                    | Ø 48 - 610          |
| MPC450 (800)                    | Ø 60 - 815          |
| MPC450 (1000)                   | Ø 60 - 1.020        |
| MPC450 (1200)                   | Ø 75 - 1.225        |
| SHS ( )                         | 60x60 - 450x450     |
| RHS ( )                         | 80x100 - 300x450    |
|                                 | 60x60 - 150x150     |
|                                 | 75x50 - 150x100     |
|                                 | 60 - 320            |
|                                 | 60 - 300            |
|                                 | 100 - 300           |
| ( 10 )                          | 50 300              |
| ( 2.000 )                       | 12.000              |
|                                 |                     |
|                                 |                     |
|                                 |                     |
| 50                              |                     |
| (max. .25 / 5 / 10 )            |                     |
|                                 | 4.000 kg            |
|                                 |                     |
|                                 |                     |
|                                 |                     |
|                                 |                     |
| DIN2310, C 4, 1,                | ± 1,5               |
|                                 | ± 0,5               |
|                                 | ± 0,25              |
|                                 | ± 2                 |
|                                 | ± 70                |
|                                 | 450                 |
|                                 |                     |
| 3-50                            | 70°                 |
| Kjellberg FineFocus450 (130A).  | 45° 31 max.         |
| Kjellberg FineFocus800 (300A).  | 45° 55 max.         |
| Kjellberg Hi Focus 160i (160A). | 45° 31 max.         |
| 3 +                             |                     |
|                                 | , Donaldson & Torit |




199004, / : (812)448-69-01  
[www.process-engineering.ru](http://www.process-engineering.ru)  
[info@process-engineering.ru](mailto:info@process-engineering.ru)

[www.hgg.nl](http://www.hgg.nl)



MPC 450

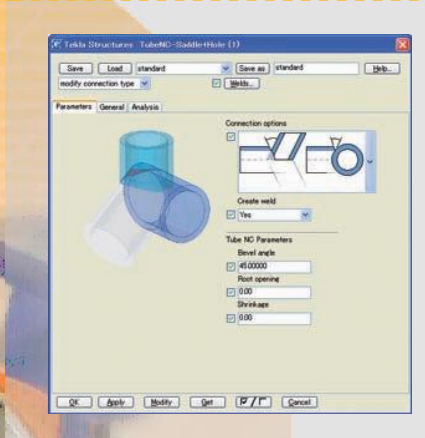
**HGG**  
 specialists  
 in profiling



3D



• 3D



• CAD  
• Tekla  
• Structures, AutoCAD

